



DANA WINDOWS & DOORS



Timber Windows & Doors From Denmark

What shall I choose?

We know that there are many decisions to be made when you need new windows and doors for your home. For some of you, it's the first time, and it's not always an easy task. That is why we want to help you to find the right windows and doors for you.

Lots of choices you need to consider:

- What type of windows and doors are you looking for?
- Should they be made of wood or wood/aluminium?
- What colour should they be?
- What glass do you want in them?

With our catalogue in hand, we would like to give you an insight into which choices to make, and at the same time give you some inspiration. So no matter what doors and windows you are looking for, you can be sure that we will do our utmost to make your new windows and doors the best you have ever had.



Large window panes gives maximum light

Modern Living

Large windows letting in lots of light have been the way forward a long time in Scandinavia. DANA WINDOWS can be in triple glazing, creating an energy efficient build without compromising of the heat retention in your home.

Choose one colour on the outside frames and another on the inside to match your interiors.



Living room opening onto a patio?

Why not combine windows with patio doors, creating a bright and energy-saving space with easy access to the patio.

CERTIFICATION

CE LABEL

DANA WINDOWS is CE marked, which means that we comply with EU regulations within safety, health and environmental protection. The elements have been tested in accordance with EN 14351-1, which is the current standard in connection with CE marking.

DANA WINDOWS have Danish Window Certification (DVC) and Danish Window Verification (DVV). This means that we are annually subject to factory inspections, through which the products are checked according to the various requirements for construction, performance, materials, surfaces, etc. in accordance with the technical regulations set up by the Danish Window & Door Association.

ENERGY WINDOWS

As a member of the energy labelling scheme, customers can identify DANA WINDOWS based on an energy classification of the products.



Garden Rooms & Timber Buildings

A perfect setting for these timber windows and doors are in the hugely popular garden rooms sector. Patio doors with handles on both inside and outside for easy access and security. Double doors, with full height fixed window panels create a light and inviting opening to any garden room. Play with colours to enhance the natural wood choice.



Schools & Office Buildings

Functional glass facades. Create inviting school buildings by combining fixed glass elements with openable windows and glass doors. Choose aluminium cladded elements for added protection against the weather.





Be Creative

Mix modern sections of glass with aluminium cladding and a more traditional window for a unique look. Why not add two glass sections to a building corner to make an extra light nook to relax?



Play around with different size elements to create exciting visual facades. Dana's windows and doors are all bespoke made to any measure.



Colours

What colour did you have in mind?

There are many options when we talk colours, some prefer standard white colour, while others have something more special in mind. We have chosen our standard range of colours according to what is most often used in the industry.

Standard colours for wood only

TS 5766
Swedish Red

RAL 5010
Enzian Blue

RAL 8016
Mahogany Brown

TS 7536
Umbra Green

RAL 9001
Cream White

RAL 7035
Light Grey

Standard colours for both wood & wood/aluminium

RAL 9010
Pure White

RAL 7016
Anthracite Grey

RAL 9005
Black

The colours can not be reproduced correctly in print, and are therefore only indicative.

Doors & Window to Everyones Taste

DANA WINDOWS has a wide selection of elements to satisfy every project. Here are a few ideas of what can be made.

Can be made in many colours



Plain entry door



8 panelled entry door



Glazed door with top glass



Arched top entry door



3 panelled door with profile

...and shapes



Glass patio door



Entry door with glass sections



Stable door



Entry door with internal fan glass



Entry door with frosted glazing

Endless possibilities with side and top sections



Entry door with side section



Double entry door with top sections



Entry door with both side and top sections

Are you after a side hung window?



Side-hung window



Side-hung window

...with or without bars?




Top-hung window

...or with fixed frame?



Window with fixed frame


Or a combination?



A combination section of a fixed frame window and a top-hung middle window.



A combination section of a fixed frame window and a top-hung side window.



Window with fixed frame



Windows with fixed frame



Windows don't have to be square, we can make many different shapes.



Fixed frame fanlight




Side-hung fanlight window with bars

Lots of Choice!

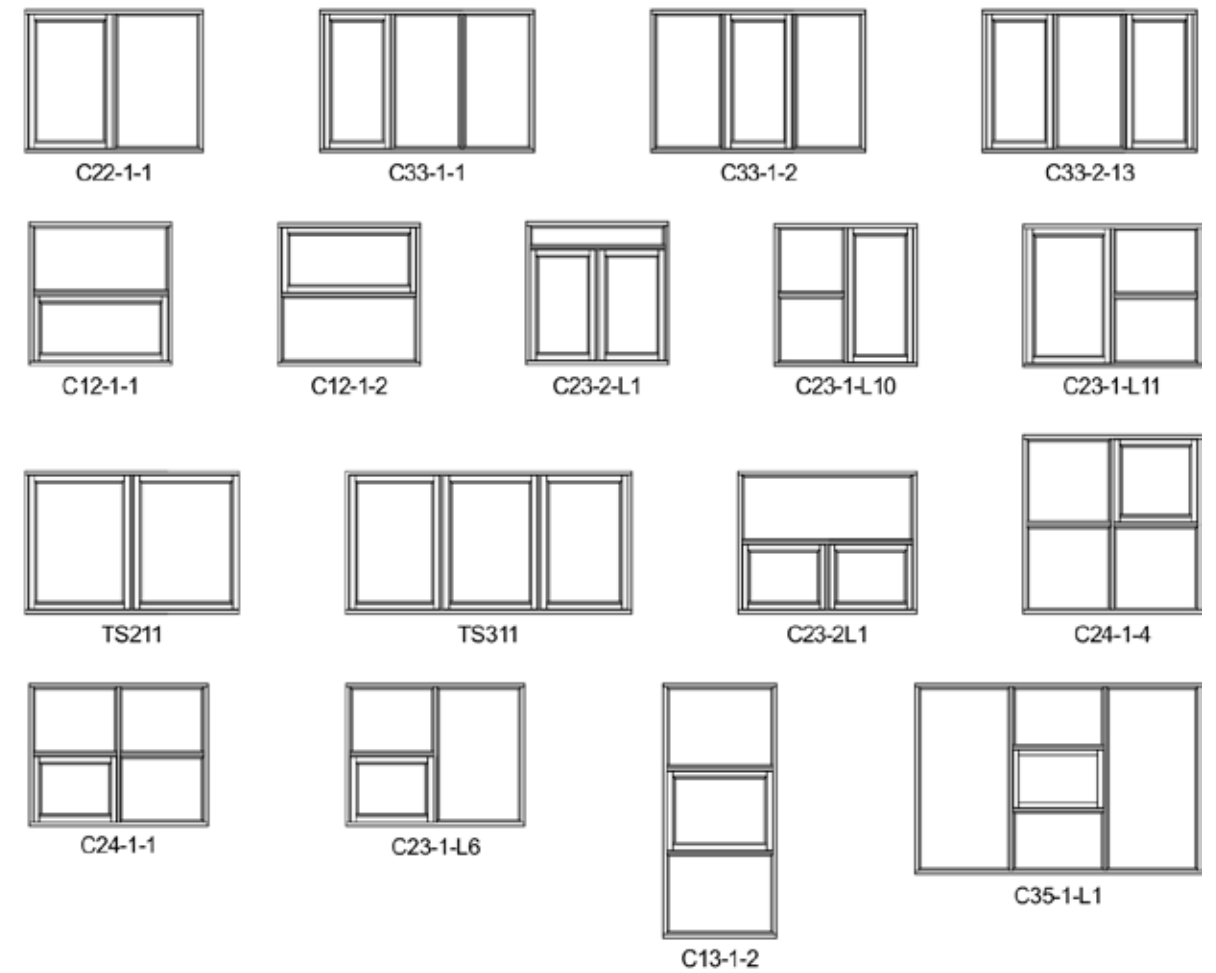
DANA WINDOWS has a huge range of different doors and widows and we bespoke make size, colour and shape. Just contact us with your specifications and we will send you a quote.

Standard openable windows

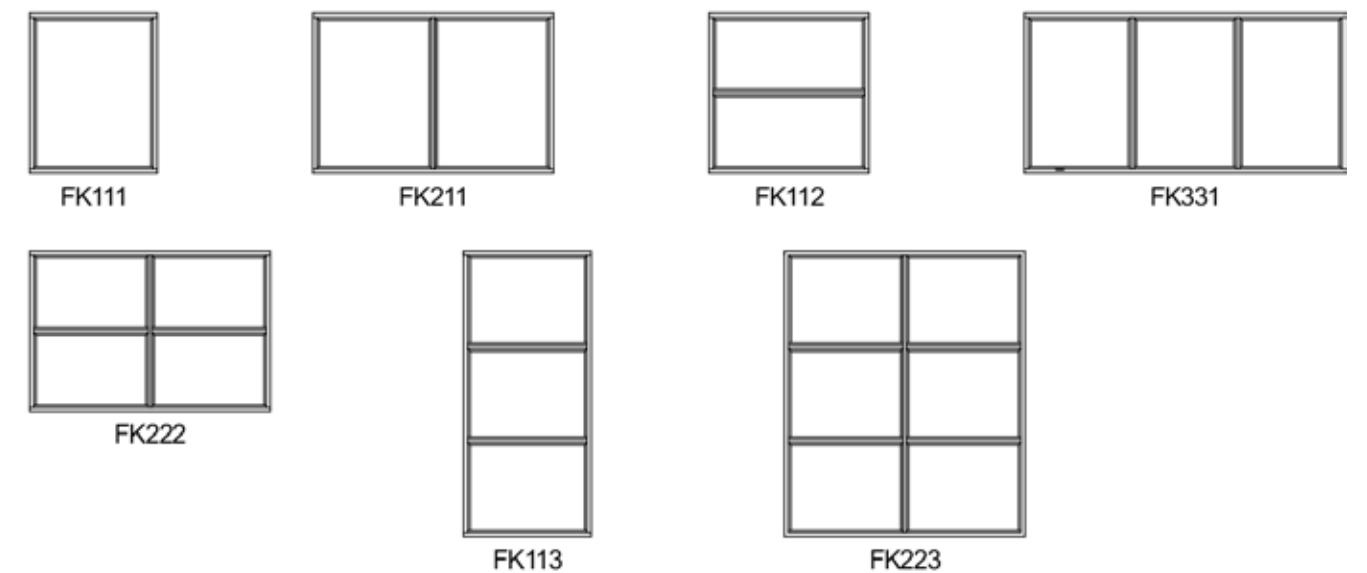


*Contact us with your requirements on:
01932 645 050 or
sales@scandinaviantrading.co.uk*

Combination sections



Standard windows with fixed frame



Wood or Wood/Aluminium Frames

Wood

All wood products from DANA WINDOWS are made of solid wood-constructions in corewood. The wooden constructions are produced to be stable and with a long lifespan. In addition, they are easy to maintain. Double glazing option has energy label B. The triple glazing option has energy label A. The products are produced in pre-factory coated pine as standard. The wood products come in two different versions: Woodline and Woodline Eco.

Woodline



Timber

Double glazed standard pine frame in painted finish.
Energy label B

Woodline Eco




Timber+

Triple glazed standard pine frame in painted finish.
Energy label A

Wood/Aluminium

In addition to the wooden construction, the wood / aluminum products from DANA WINDOWS are also equipped with an external climate screen made of aluminium. The external climate screen makes the product durable and more resistant to harsh weather. The wood/aluminium products are made of pre-factory coated pine as core with energy label A and triple glazing as standard. The wood/aluminium products are available in one version: Frontline

Frontline



Frontline

Triple glazed standard pine core with full external aluminium screen in painted finish.
Energy label A

Glass Textures

...for rooms where you need privacy

For rooms that requires privacy a great option is to use textured glass. The glass is specially made to give you the privacy you want with the advantage of not preventing the light from entering. The glass can be used both as a design choice or as a privacy barrier. The most popular glass types are Cotswold and Frosted as seen below.



Cotswold



Frosted

Handles for Windows & Doors

Doors and windows should fit in with the overall style of the project or home. That is why we offer a selection of different grips and accessories, which have both practical qualities as well as a nice appearance. Please contact us for more alternatives and the latest models. Below are some of the standard models:



Door handle
Randi 7021



Door handle
Randi 7090



Door handle
Randi 7024



Window handle with
keylock



Window handle for
tilt and turn



Patio door handle
and lock



Window handle with pin lock



Window latch


Details

Put your own stamp on your project

Adding your own stamp to your project will create a sense of uniqueness and make it special to you. We have many ways of creating different windows and doors to suit every project. Below are just a few further ways of making your project unique.



Softline bar profile



Farm House bar profile

Adding bars to windows and doors can add a different look to our project. DANA WINDOWS has two 26mm profiles to choose from; The modern Softline or the traditional Farm House profile.



Threshold in
hardwood



Threshold in
aluminium



Dripedge
aluminium



Ventilation
in frame



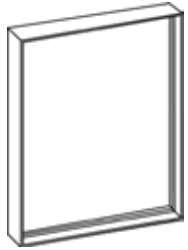
HINGES

All doors and windows have internal security hinges in galvanised steel.

These are extra strong and maintenance-free fittings for a long life span.

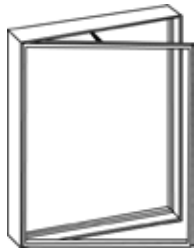
Opening Functions

Many ways of opening a window



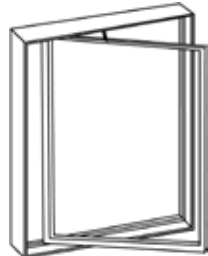
Fixed Frame Windows and Panels

The fixed frame window or panels can not be opened but gives maximum light.



Side-hung Window

The side-hung window is a classic opening function with 2 - 4 visible hinges. The brake function can be either friction brake or handle operated brake.



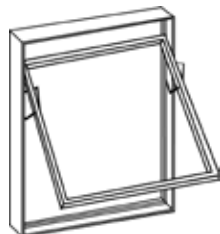
Side-guided Window

The side-guided window is a further development of the side-hung window. The frame opens 90 degrees which ensures that the window can be cleaned from the inside. The side-hung window is fitted with a handle operated break. The frame is hinged in slide rails at the top and bottom.



Top-guided Window

When the window is operated, the glass pane slides down and the bottom end opens outwards. It ensures easy operation and good ventilation. The window is hinged in sliding rails at the sides and is operated with window handles.




Top-turned Window

The top-turned window is very similar to the top-guided window, but the window frame can be turned 170 degrees around so that the window can be cleaned from the inside.



Multi-opening Window

The swivel & tilt window is a multi-functional type of window with the option of a side-hung or bottom-hung opening. The side-hung function can provide up to 90 degrees of opening, while the bottom-hung function allows to create a ventilation opening.



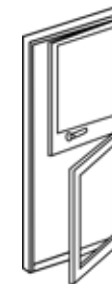
Entry Doors

All single entry doors come with the option of inward or outward opening functions. These entry doors can be solid, part glazed, divided with bars or paneled. The combinations are plenty!



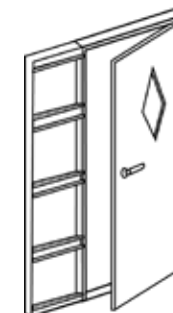
Double Doors

The double door consists of two doors facing each other. The double door is available with the same options as a single entry door.



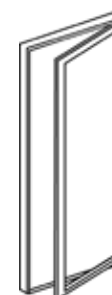
Stable Door

The half door or stable door, is a two-part door with 2 + 2 hinges. The door allows you to either open the top or bottom individually or click them together and use as a normal door.



Door with Side Section

Most doors from Dana Windows have the option of being made with side sections and upper sections, with fixed frames or opening functions.



Patio Door

The patio door is available as both a single and a double door. By default, the door will have an internal fitted handle but handles on both sides can be supplied.

Glazing

...with many different properties

The glazing in your window can have many properties. Some are created to increase the security of your home, others are created to reduce everyday annoyances. Whether you have a problem with heat, cold, security or noise, there is a window that can help with the matter.



DANA WINDOWS offer:

Safety glazing

Glazing that strengthen personal safety. For example, so children can not smash a window on the first floor and fall out.

Sun protection glazing

Windows that limit the intake of sunlight and heat so that the rooms do not overheat on hot days.

Noise-reducing glazing

Glazing with noise-reducing properties, so you can have peace of mind no matter how close to the traffic you live.

Blinds

Window glazing with built-in blinds that allow screening on hard-to-reach windows.

Stained glazing

Stained glass panes for special glass facades.

As standard, elements from DANA WINDOWS are installed with low-energy glazing and a black warm edge to prevent heat loss.

Safety

No need to make it easy for a thief

Unfortunately, it is impossible to make your home 100% burglar-proof, but no one says you need to make it easy for them. Thieves have neither the time nor the tools to carry out major attacks on your house. Therefore, it is about making the most vulnerable parts of your doors and windows stronger so that the thief are not given the time to break into your home.

DANA WINDOWS have various burglary prevention measures so that you can increase the security of your home. Below are some of the measures that can be supplied.

Safety glass:

Laminated glass is difficult to break through as the glass hangs in the foil layer.

Glue to frame:

The window is glued all the way around, which makes it extremely difficult to remove.

Safety metal edge:

Prevent the window from being opened with a crowbar.

Metal end plate:

Metal plate used in connection with the locking mechanism.



Coded door handle:

The handle ensures that the door cannot be opened without a code, which prevents extra escape routes for the thief.

Security latch:

A latch secured to the window so that it cannot be opened further from the outside in ventilation position.

Magnetic contacts:

Contacts connected to alarm system that starts if they are disconnected.

Security mechanism for doors

Doors from DANA can be manufactured with the possibility of implementing systems such as Yale doorman code lock and Ruko Electromagnetic lock.

Included as standard is a ASSA, EU certified lever lock with 3 keys.



Yale Doorman



Ruko EI582



DANA WINDOWS are sold under licence by Scandinavian Trading Ltd and manufactured by Dana Vinduer AS of Denmark.

Scandinavian Trading Ltd imports a variety of innovative, high quality Scandinavian products, window & doors being one segment.

As well as importing windows, doors, internal and external building materials the company exports passive fire protection products.

Scandinavian Trading Ltd
Unit 2 Glen Court
Canada Road
Byfleet
Surrey
KT14 7JL

www.scandinaviantrading.co.uk

T: 01932 645 050 | sales@scandinaviantrading.co.uk